



IWEISS

INTEGRATED STAGE WORK LIGHT SYSTEM

BorderLITE

BorderLITE is a stage masking border curtain with integrated LED lighting designed to provide reliable general-purpose illumination for the stage.

In many theatres—particularly in K-12 educational facilities—traditional work lights are mounted above the rigging system. As a result, battens, masking, scenery, and other rigging equipment often obstruct the light, preventing adequate illumination from reaching the stage floor. This can make routine activities such as rehearsals, classroom instruction, scenery work, and maintenance unnecessarily difficult.

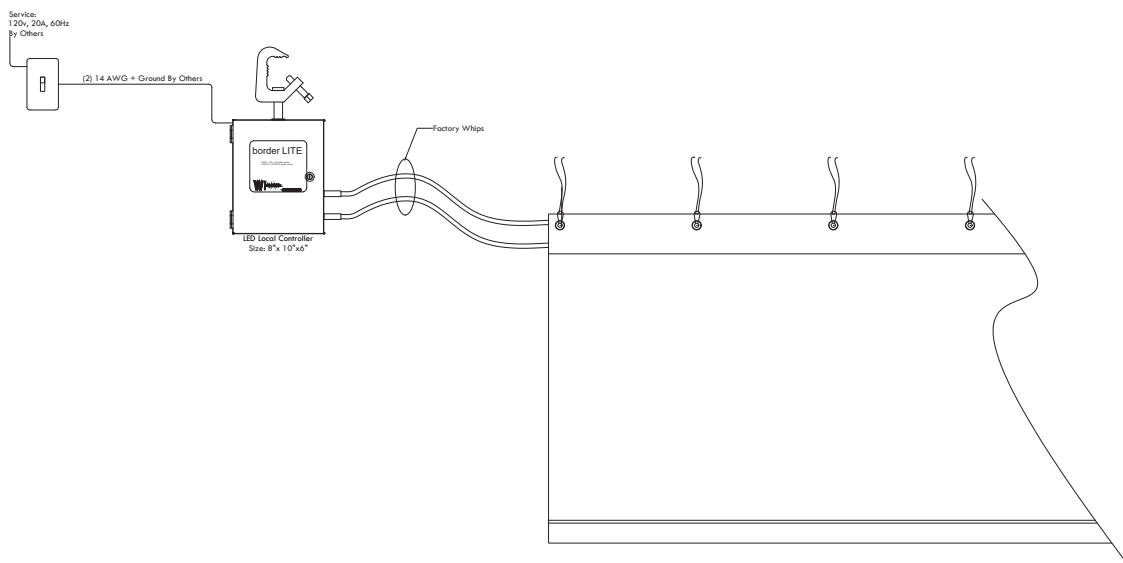

BorderLITE addresses this challenge by integrating efficient LED lighting directly into a masking border positioned downstage of many of these obstructions, allowing light to reach the stage floor more effectively.

Designed primarily for educational spaces, BorderLITE operates on single-phase power and can be controlled using a standard wall switch. No lighting console, DMX control, or specialized theatrical training is required.

The IWEISS design provides ample illumination to support:

- General stage work light
- Additional ambient lighting for classroom use
- Emergency and exit lighting support

BorderLITE integrates seamlessly with standard stage masking and does not interfere with theatrical lighting systems or performance lighting design.





IWEISS

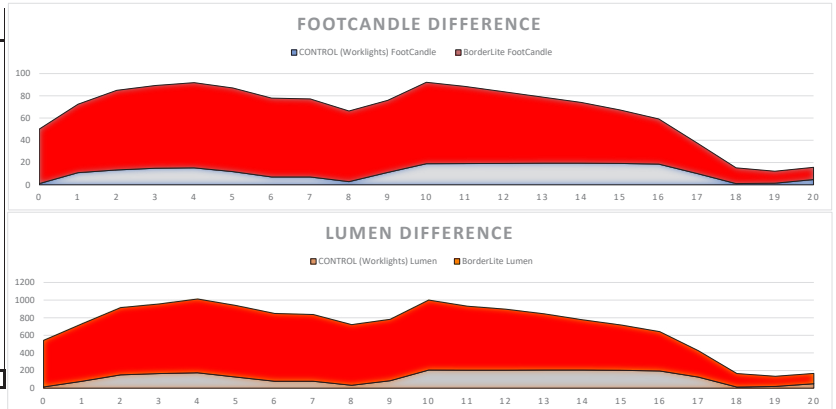
INTEGRATED STAGE WORK LIGHT SYSTEM

BorderLITE

Bottom of Border @ 12'-0" AFF

measured from 30" AFF

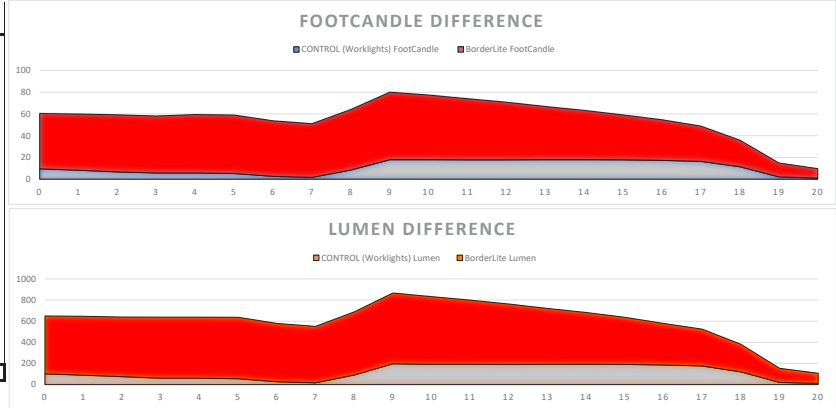
| | CONTROL (Worklights) | | BorderLite | | DIFFERENCE | |
|---------|----------------------|--------|------------|--------|------------|--------|
| | FootCandle | Lumen | FootCandle | Lumen | FootCandle | Lumen |
| 0 | 1.16 | 13.4 | 48.97 | 528.4 | 47.81 | 515 |
| 1 | 10.93 | 78.5 | 61.43 | 653.3 | 50.5 | 574.8 |
| 2 | 13.43 | 151.5 | 71.5 | 762.7 | 58.07 | 611.2 |
| 3 | 14.92 | 165.4 | 74.3 | 790.3 | 59.38 | 624.9 |
| 4 | 15.26 | 174.6 | 76.6 | 838 | 61.34 | 663.4 |
| 5 | 11.86 | 126.5 | 75.16 | 811 | 63.3 | 684.5 |
| 6 | 7.09 | 78 | 70.8 | 770.7 | 63.71 | 692.7 |
| 7 | 7.03 | 78.5 | 70.2 | 758.4 | 63.17 | 679.9 |
| 8 | 2.83 | 33.4 | 63.52 | 687.4 | 60.69 | 654 |
| 9 | 11.11 | 85.2 | 64.85 | 697.1 | 53.74 | 611.9 |
| 10 | 19.01 | 205 | 73.15 | 794.8 | 54.14 | 589.8 |
| 11 | 19.09 | 204.9 | 69.37 | 725.5 | 50.28 | 520.6 |
| 12 | 19.23 | 203.6 | 64.42 | 693.5 | 45.19 | 489.9 |
| 13 | 19.44 | 205.5 | 59.38 | 638.5 | 39.94 | 433 |
| 14 | 19.47 | 205.3 | 54.53 | 570.2 | 35.06 | 364.9 |
| 15 | 19.26 | 202.3 | 48.01 | 513.7 | 28.75 | 311.4 |
| 16 | 18.6 | 195.3 | 40.6 | 445.9 | 22 | 250.6 |
| 17 | 10.06 | 126.3 | 27.45 | 299.1 | 17.39 | 172.8 |
| 18 | 1.1 | 12.8 | 14.2 | 153.3 | 13.1 | 140.5 |
| 19 | 1.47 | 19.2 | 10.77 | 116.3 | 9.3 | 97.1 |
| 20 | 4.72 | 50.1 | 10.99 | 117.8 | 6.27 | 67.7 |
| AVERAGE | 11.77 | 124.54 | 54.77 | 588.85 | 43.01 | 464.31 |



Bottom of Border @ 15'-0" AFF

measured from 30" AFF

| | CONTROL (Worklights) | | BorderLite | | DIFFERENCE | |
|---------|----------------------|--------|------------|--------|------------|--------|
| | FootCandle | Lumen | FootCandle | Lumen | FootCandle | Lumen |
| 0 | 9.55 | 102.8 | 50.84 | 545.7 | 41.29 | 442.9 |
| 1 | 8.27 | 89.2 | 51.63 | 557.1 | 43.36 | 467.9 |
| 2 | 6.71 | 75.3 | 52.46 | 563.8 | 45.75 | 488.5 |
| 3 | 5.67 | 60.5 | 52.49 | 576.9 | 46.82 | 516.4 |
| 4 | 5.67 | 60.6 | 53.77 | 576.7 | 48.1 | 516.1 |
| 5 | 5.19 | 55.8 | 53.79 | 580.81 | 48.6 | 525.01 |
| 6 | 2.57 | 27.9 | 51.17 | 551.4 | 48.6 | 523.5 |
| 7 | 1.65 | 17.9 | 49.43 | 532.8 | 47.78 | 514.9 |
| 8 | 8.49 | 91 | 55.62 | 597.8 | 47.13 | 506.8 |
| 9 | 17.89 | 197.6 | 62.16 | 668.8 | 44.27 | 471.2 |
| 10 | 17.89 | 192.4 | 59.47 | 640 | 41.58 | 447.6 |
| 11 | 17.81 | 192.2 | 56.21 | 607.1 | 38.4 | 414.9 |
| 12 | 17.8 | 191.5 | 52.99 | 570.9 | 35.19 | 379.4 |
| 13 | 17.88 | 191.8 | 48.95 | 528.6 | 31.07 | 336.8 |
| 14 | 17.94 | 193.8 | 45.28 | 488.3 | 27.34 | 294.5 |
| 15 | 17.8 | 191.6 | 41.32 | 445.3 | 23.52 | 253.7 |
| 16 | 17.28 | 186 | 37.32 | 392.9 | 20.04 | 206.9 |
| 17 | 16.35 | 176.2 | 32.39 | 348.2 | 16.04 | 172 |
| 18 | 11.4 | 121.4 | 24.48 | 260.8 | 13.08 | 139.4 |
| 19 | 2.09 | 20.9 | 12.85 | 133.7 | 10.76 | 112.8 |
| 20 | 0.96 | 10.9 | 8.75 | 96.5 | 7.79 | 85.6 |
| AVERAGE | 10.80 | 116.54 | 45.40 | 488.77 | 34.60 | 372.23 |



Bottom of Border @ 18'-0" AFF

measured from 30" AFF

| | CONTROL (Worklights) | | BorderLite | | DIFFERENCE | |
|---------|----------------------|--------|------------|--------|------------|--------|
| | FootCandle | Lumen | FootCandle | Lumen | FootCandle | Lumen |
| 0 | 3.38 | 32.2 | 38.2 | 433.5 | 34.82 | 401.3 |
| 1 | 3 | 31.8 | 39 | 420.2 | 36 | 388.4 |
| 2 | 2.86 | 30.2 | 40 | 431 | 37.14 | 400.8 |
| 3 | 2.42 | 24.3 | 40.8 | 429 | 38.38 | 404.7 |
| 4 | 1.87 | 19.9 | 40.17 | 436.5 | 38.3 | 416.6 |
| 5 | 1.81 | 19 | 40.4 | 434.6 | 38.59 | 415.6 |
| 6 | 4.95 | 53.6 | 43.78 | 473 | 38.83 | 419.4 |
| 7 | 11.22 | 121.2 | 49.6 | 536.7 | 38.38 | 415.5 |
| 8 | 17.47 | 188.2 | 54.43 | 587 | 36.96 | 398.8 |
| 9 | 17.57 | 189.4 | 52.74 | 568.4 | 35.17 | 379 |
| 10 | 17.55 | 188.4 | 50.68 | 546 | 33.13 | 357.6 |
| 11 | 17.52 | 188.9 | 48.44 | 521 | 30.92 | 332.1 |
| 12 | 17.61 | 189.5 | 45.97 | 491.9 | 28.36 | 302.4 |
| 13 | 17.68 | 190.5 | 43.45 | 468 | 25.77 | 277.5 |
| 14 | 17.74 | 191.2 | 40.76 | 438 | 23.02 | 246.8 |
| 15 | 17.57 | 189.6 | 37.96 | 409.3 | 20.39 | 219.7 |
| 16 | 17.14 | 184.6 | 34.68 | 374.6 | 17.54 | 190 |
| 17 | 15.97 | 177.3 | 30.99 | 332.5 | 15.02 | 155.2 |
| 18 | 14.9 | 160.4 | 27.13 | 293.4 | 12.23 | 133 |
| 19 | 14 | 151 | 24.12 | 258.2 | 10.12 | 107.2 |
| 20 | 9.66 | 104.2 | 17.67 | 192.5 | 8.01 | 88.3 |
| AVERAGE | 11.61 | 125.02 | 40.05 | 432.16 | 28.43 | 307.14 |

